



2017

Ontario Soybean Variety Trials

Data Collected 2015-2017

Conducted by the Ontario Soybean And Canola Committee • www.GoSoy.ca

Research conducted and reported by:



Agriculture and
Agri-Food Canada

Agriculture et
Agroalimentaire Canada



UNIVERSITY
of GUELPH



Grain Farmers of Ontario • www.gfo.ca

ONTARIO SOYBEAN AND CANOLA COMMITTEE (OSACC)

This organization is made up of representatives of Agriculture & Agri-Food Canada, the University of Guelph, the Ontario Seed Growers Association, the Canadian Seed Trade Association, the Grain Farmers of Ontario, OMAF and various agricultural organizations. Tests are conducted each year by AAFC research centres at Ottawa and Harrow and the University of Guelph and its regional Colleges at Kemptville and Ridgetown. Information in this brochure as well as additional variety information can be found on the web at **www.GoSoy.ca**

© (1987) OSACC. Any reproduction of this report must include at least an entire table. Requests for reproduction must be made to:

**Tom Welacky
Soybean Data Coordinator
OSACC
Box 947
Harrow ON NOR 1G0
Email: soyinfo@gosoy.ca**

Copyright/Permission to Reproduce

Materials in this Publication were produced and/or compiled by the Ontario Soybean And Canola Committee for the purpose of providing growers with direct access to information about the soybean varieties. The material in this publication is covered by the provisions of the Copyright Act and by Canadian laws and regulations. Such provisions serve to identify the information source and, in specific instances, to prohibit reproduction of materials in part or whole without written permission from the Ontario Soybean And Canola Committee.

2017

Ontario Soybean Variety Trials

Conducted by the Ontario Soybean and Canola Committee • www.GoSoy.ca









Tables










Table 1. Soybean Variety Performance List and Descriptions	2
Table 2a. Agronomic Data at Early Maturity Group 00 (2100-2300 HU) Areas	9
Table 2b. Agronomic Data at Maturity Group 00 (2300-2500 HU) Areas	10
Table 3. Agronomic Data at Maturity Group 0 (2500-2800 HU) Areas	11
Table 4. Agronomic Data at Maturity Group 1 (2700-2900 HU) Areas	13
Table 5. Agronomic Data at Early Maturity Group 2 (2900-3300 HU) Areas	15
Table 6. Agronomic Data at Late Maturity Group 2 (3300-3500 HU) Areas	17
Table 7. Resistant Variety Performance in SCN Infested Fields	19







Reference






Interpretation of Tables and Results	20
Test Locations and Soil Types	21
Soybean Variety Distributors	22
Ontario Soybean Relative Maturity Map	23






Table 1. Soybean Variety Performance List and Descriptions








Variety	PBR	Notes	Herbicide Reaction	Relative Maturity†	Hilum Colour	Seeds per Kg	Phytophthora		Seed Supply	Distributor
							Root Rot %	Plant Loss**		
Dario R2X			RR2X	000.9	BR	6400	na			Prograin
S0009-M2		6	RR2Y	000.9	IY	6400	4			Syngenta Canada, Inc.
Dylano R2X			RR2X	00.1	GR	5600	na			Prograin
Mahony R2			RR2Y	00.2	IBL	5600	6			SeCan
Mani R2X		SCN 1c	RR2X	00.2	LBR	5100	na			Elite Seeds
P002A19X		1k	RR2X	00.2	IY	6800	na			DuPont Pioneer
P002A63R		1c	RR	00.2	IY	6200	na			DuPont Pioneer
DKB003-29		SCN	RR2X	00.3	BL	5200	na			DEKALB
Fjord				00.3	IY	5200	25*			SG Ceresco, Inc.
PS 0035 NR2		SCN	RR2Y	00.3	BL	5200	11			PRIDE Seeds
Anser				00.4	IY	4600	23			SG Ceresco, Inc.
Marduk R2X		SCN 1c	RR2X	00.4	BL	5000	na			Elite Seeds
Meteor		HP		00.4	IY	4800	12			PROSeeds
PS 0044 XRN		SCN 1a	RR2X	00.4	BL	6500	na			PRIDE Seeds
Barron R2X			RR2X	00.5	IBL	6700	na			SeCan
DKB005-52		SCN 1c	RR2X	00.5	BL	5800	na			DEKALB
Foote R2		1c	RR2Y	00.5	BL	7000	na			SeCan
P005A27X		1c	RR2X	00.5	BR	5200	na			DuPont Pioneer
P005T13R		1c	RR	00.5	BR	5500	9*			DuPont Pioneer
PRO 2525R2			RR2Y	00.5	BL	5000	16			PROSeeds
S007-Y4		1c	RR2Y	00.5	IY	6000	5			Syngenta Canada, Inc.
DKB006-29		1k	RR2X	00.6	BL	5200	na			DEKALB
DS0067Z1			RR2Y	00.6	BL	5100	13*			Dow Seeds
Misty				00.6	IY	5300	14			PROSeeds
P006T46R		1c	RR	00.6	BR	5700	13*			DuPont Pioneer
P006T78R		1c	RR	00.6	DBR	5700	10			DuPont Pioneer
0077 XRN		SCN 1k	RR2X	00.7	BL	5500	na			PRIDE Seeds
Astor			MS	00.7	Y	4500	28			PROSeeds
HS 007RY32		1c, 1k	RR2Y	00.7	BL	5000	18			Dow Seeds
Kendo R2			RR2Y	00.7	GR	5100	14			Prograin
NSC Osborne RR2Y		1c	RR2Y	00.7	BL	4900	27			Northstar Genetics
P007A90R		1c	RR	00.7	BL	5800	na			DuPont Pioneer
PS 0074 R2			RR2Y	00.7	BR	6200	10			PRIDE Seeds
S00-N6			RR2Y	00.7	BL	5700	16			Syngenta Canada, Inc.
S006-W5		1a, 3a	RR2Y	00.7	IY	6500	10			Syngenta Canada, Inc.
Astro R2			RR2Y	00.8	BL	5300	13			Prograin
Asuka				00.8	IY	4600	13			Synagri
DH401		HP		00.8	IY	4800	13			PROSeeds
DKB008-81			RR2X	00.8	GR	6900	na			DEKALB
Domingo R2X			RR2X	00.8	IY	5300	na			Prograin
LS 008R21			RR2Y	00.8	BR	5100	9			PROSeeds
OAC Morden				00.8	BF	5100	9			Huron Commodities Inc.
P008T22R2		1c	RR2Y	00.8	BL	5100	10*			DuPont Pioneer
S008-N2			RR2Y	00.8	BR	5300	na			Syngenta Canada, Inc.





Variety	PBR	Notes	Herbicide Reaction	Relative Maturity†	Hilum Colour	Seeds per Kg	Phytophthora		Distributor
							Root Rot % Plant Loss**	Seed Supply	
AAC Invest 1605				00.9	Y	5300	24		Bramhill Seeds
Akras R2		1k	RR2Y	00.9	BL	5300	9		Elite Seeds
Amadeus				00.9	IY	5100	29		Prograin
DS0099B1			RR2Y	00.9	BL	5300	na		Dow Seeds
Hana				00.9	Y	5200	14		Prograin
Jari				00.9	IY	4900	9		Elite Seeds
PRO 2535R2		1k	RR2Y	00.9	BL	4600	8		PROSeeds
S009-J1		3a	RR2Y	00.9	BL	5000	9*		Syngenta Canada, Inc.
90Y01		1k	RR	0.0	IY	5400	14		DuPont Pioneer
Nordika				0.0	Y	4100	10*		Pedigrain
DKB01-11		SCN 1c	RR2X	0.1	BL	5600	na		DEKALB
Lempo R2X			RR2X	0.1	GR	6500	na		Elite Seeds
Panorama				0.1	Y	4600	10		PROSeeds
S01-C4X		1c	RR2X	0.1	BL	5800	na		Syngenta Canada, Inc.
CF2608Xt		1c, 1k	RR2X	0.2	BL	6100	na		Country Farm Seeds Ltd.
Electra R2X		SCN 1c	RR2X	0.2	BR	5400	na		SeCan
Hydra R2		1k	RR2Y	0.2	IBL	5100	8		Elite Seeds
Kyoto				0.2	Y	4700	6		Synagri
Malto R2		SCN 1c	RR2Y	0.2	BL	5000	7*		Prograin
AAC Shinju		1c		0.3	Y	9300	30*		Huron Commodities Inc.
Celebrity		SCN		0.3	IY	5200	6		Hensall District Co-op Inc
Chikala				0.3	Y	10400	29		Huron Commodities Inc.
DKB03-95		1k	RR2X	0.3	BL	6200	na		DEKALB
DS031M1		1c	RR2Y	0.3	BR	5500	na		Dow Seeds
DS032R1		1k	RR2Y	0.3	BR	5700	10*		Dow Seeds
HS 03RY33			RR2Y	0.3	BL	4900	9		Dow Seeds
PRO 03X73N		SCN	RR2X	0.3	BR	5700	na		PROSeeds
PRO 03X74			RR2X	0.3	BR	5800	na		PROSeeds
PS 0333 XRN		SCN 1c, 1k	RR2X	0.3	BL	5100	na		PRIDE Seeds
RR2 Bronze		1c	RR2Y	0.3	BL	4800	19		Maizex Seeds Inc.
S03-W4		1c		0.3	IY	4900	9*		Syngenta Canada, Inc.
S05-F9		SCN 1c	RR2Y	0.3	BL	5600	6*		Syngenta Canada, Inc.
Volta				0.3	BR	5400	15		Prograin
DKB04-41		1c	RR2X	0.4	GR	6700	na		DEKALB
DS045C0				0.4	IY	5000	11		Dow Seeds
Excursion R2X		SCN 1c	RR2X	0.4	BL	5600	na		SeCan
OAC Champion				0.4	IY	4800	11		PROSeeds
OAC Strive				0.4	IY	4300	11		SeCan
P04A60R		1k	RR	0.4	BR	5100	na		DuPont Pioneer
PS 0416 R2		1c	RR2Y	0.4	BL	5500	9		PRIDE Seeds
S04-D3		1c	RR2Y	0.4	BL	5100	9		Syngenta Canada, Inc.
Savanna				0.4	IY	4900	na		PROSeeds
CF01GR			RR2Y	0.5	BL	5100	13		Country Farm Seeds Ltd.
Dalamo R2X			RR2X	0.5	IBL	6200	na		Prograin
Gladiator				0.5	IY	4200	9		PROSeeds
OAC Lakeview				0.5	Y	4800	11		SeCan

Variety	PBR	Notes	Herbicide Reaction	Relative Maturity†	Hilum Colour	Seeds per Kg	Phytophthora		Distributor
							Root Rot % Plant Loss**	Seed Supply	
P04T10				0.5	IY	4900	26		DuPont Pioneer
P05A40X		1k	RR2X	0.5	BR	5800	na		DuPont Pioneer
PS 0555 XRN		SCN 1c	RR2X	0.5	BL	5900	na		PRIDE Seeds
Salto R2		3a	RR2Y	0.5	BR	5900	4*		Prograin
Taurus				0.5	IY	4600	6		Prograin
Altitude R2		3a	RR2Y	0.6	BR	4600	16		SeCan
CF2707Xt			RR2X	0.6	DBR	5800	na		Country Farm Seeds Ltd.
Deniro R2X			RR2X	0.6	BR	5800	na		Prograin
DKB06-43		SCN 1c	RR2X	0.6	BL	6200	na		DEKALB
Donar R2X		3a	RR2X	0.6	BR	6300	na		Elite Seeds
DS064Y1		SCN	RR2Y	0.6	BR	5400	9*		Dow Seeds
Expedition R2X			RR2X	0.6	GR	6500	na		SeCan
Mundo R2			RR2Y	0.6	BR	4700	6		Prograin
OAC Durham				0.6	Y	4400	6		Bramhill Seeds
P06A13R		1c	RR	0.6	BF	5300	na		DuPont Pioneer
P06T28R		1k	RR	0.6	BR	5100	9		DuPont Pioneer
PRO 2735R2C		SCN 1k	RR2Y	0.6	IBL	5400	10*		PROSeeds
RX Kodiak		SCN 3a	RR2X	0.6	BL	5900	na		Maizex Seeds Inc.
RX0636		1c	RR2X	0.6	IBL	5300	na		Croplan Genetics
S07-D2		3a		0.6	Y	4500	5		Syngenta Canada, Inc.
Dynamo R2X			RR2X	0.7	BL	5800	na		Prograin
Genesis				0.7	Y	4600	15		PROSeeds
Marula				0.7	Y	4300	10		Prograin
Miko R2			RR2Y	0.7	BR	5000	10		Prograin
Nagoya				0.7	Y	5300	5		Synagri
OAC Challenger R2			RR2Y	0.7	BR	4700	11		SeCan
OAC Evolution				0.7	IY	4900	11		SeCan
OAC Wallace				0.7	BR	4600	11		SeCan
P05T80				0.7	IY	4400	12		DuPont Pioneer
PRO 07X76N		SCN 3a	RR2X	0.7	BL	6200	na		PROSeeds
PRO 2625R2			RR2Y	0.7	BL	4600	6		PROSeeds
PS 0777 XRN		SCN 3a	RR2X	0.7	BL	5600	na		PRIDE Seeds
R2C 0724			RR2Y	0.7	BL	5800	7*		Croplan Genetics
S07-K5X		3a	RR2X	0.7	GR	5100	na		Syngenta Canada, Inc.
5A075RR2		1k	RR2Y	0.8	Y	4500	8		Dow Seeds
Ajico		1c		0.8	IY	4400	6		Elite Seeds
CF12GR			RR2Y	0.8	BL	5000	11		Country Farm Seeds Ltd.
Emperor				0.8	IY	4100	17		PROSeeds
Expo R2X		SCN 1k	RR2X	0.8	BL	5600	na		SeCan
Neptune				0.8	IY	4200	10		PROSeeds
OAC Drayton				0.8	LBR	4900	5		Bramhill Seeds
P08T96R		1c	RR	0.8	BF	4700	20*		DuPont Pioneer
S07-M8		1c		0.8	IY	4300	8		Syngenta Canada, Inc.
Tala				0.8	Y	4400	5		PROSeeds
Vertigo R2		SCN 1k	RR2Y	0.8	Y	5600	6*		Prograin
Absolute RR		1c	RR2Y	0.9	BL	5200	15		SeCan

Variety	PBR	Notes	Herbicide Reaction	Relative Maturity†	Hilum Colour	Seeds per Kg	Phytophthora		Seed Supply	Distributor
							Root Rot %	Plant Loss**		
Black Pearl				0.9	BL	4400	9			Beechwood Agri Services
DKB09-91		SCN 3a	RR2X	0.9	BR	5700	na			DEKALB
DS095D1		SCN	RR2Y	0.9	BR	5500	na			Dow Seeds
Gibil R2X		SCN	RR2X	0.9	BF	4900	na			Elite Seeds
Havane				0.9	Y	4400	3			SG Ceresco, Inc.
OAC Prescott				0.9	GR	4400	20			SeCan
P09A53X		1k	RR2X	0.9	BR	4800	na			DuPont Pioneer
P09T74R2		SCN 1c	RR2Y	0.9	BL	5500	12			DuPont Pioneer
Rx Eldon		1c, 3a	RR2X	0.9	BR	6900	na			Maizex Seeds Inc.
S09-C3X		SCN 1c	RR2X	0.9	BL	5100	na			Syngenta Canada, Inc.
Skyline		SCN		0.9	Y	4800	5			PROSeeds
91Y01		1c	RR	1.0	BF	4600	9			DuPont Pioneer
Acora		1c		1.0	IY	4400	8			Prograin
DKB10-54		SCN 3a	RR2X	1.0	BR	5900	na			DEKALB
DS101C0				1.0	Y	4800	16*			Dow Seeds
Flex R2X		SCN 1c	RR2X	1.0	IBL	5500	na			SeCan
LC 1070			LL	1.0	BL	4500	15*			Croplan Genetics
OAC Eve				1.0	IY	4300	10			SeCan
P10T48R		1c	RR	1.0	BF	4700	13*			DuPont Pioneer
PRO 2845R2C		SCN 1c	RR2Y	1.0	BL	5000	13			PROSeeds
R2C 1010		1k	RR2Y	1.0	BL	5200	14*			Croplan Genetics
Rx Response		SCN 1c	RR2X	1.0	BL	4900	na			Maizex Seeds Inc.
S10-R2		SCN		1.0	IY	4700	5			Syngenta Canada, Inc.
CF2858Xt		SCN 1c	RR2X	1.1	BR	5200	na			Country Farm Seeds Ltd.
Eider				1.1	Y	4300	5			SG Ceresco, Inc.
Katonda R2		1k	RR2Y	1.1	BL	5100	4			Elite Seeds
Maxo R2			RR2Y	1.1	BR	4900	21			Prograin
P11A10				1.1	Y	4700	na			DuPont Pioneer
P11A67				1.1	IY	4800	na			DuPont Pioneer
PS 1162 R2		1c	RR2Y	1.1	BL	5600	15			PRIDE Seeds
S10-S1		SCN 1k, 3a	RR2Y	1.1	BR	5000	6			Syngenta Canada, Inc.
CF31GR		SCN 1c	RR2Y	1.2	BL	4400	4			Country Farm Seeds Ltd.
DH530				1.2	IY	4700	23			PROSeeds
DKB12-57		SCN 1c, 3a	RR2X	1.2	BL	5700	na			DEKALB
Dofino R2X			RR2X	1.2	BL	5300	na			Prograin
DS124U1		1c	RR2Y	1.2	BL	5500	18			Dow Seeds
OAC Adare				1.2	IY	4400	16			Hensall District Co-op Inc
PS 1222 XRN		SCN 3a	RR2X	1.2	BR	5700	na			PRIDE Seeds
RR2 Galaxy			RR2Y	1.2	BL	5600	10			Maizex Seeds Inc.
S12-H2		SCN 1c	RR2Y	1.2	BL	4700	7			Syngenta Canada, Inc.
Saga R2X		SCN 3a	RR2X	1.2	BR	5800	na			Elite Seeds
Stargazer				1.2	Y	4300	na			PROSeeds
Arius				1.3	Y	4300	12*			Prograin
Bakara		1c		1.3	IY	4200	6			Prograin
Edge R2X		SCN 1c	RR2X	1.3	BL	5200	na			SeCan
HS 13C38				1.3	Y	4600	11			Dow Seeds

Variety	PBR	Notes	Herbicide Reaction	Relative Maturity†	Hilum Colour	Seeds per Kg	Phytophthora		Distributor
							Root Rot % Plant Loss**	Seed Supply	
Karra				1.3	Y	4500	11		Prograin
Mateo R2			RR2Y	1.3	BL	4500	7		Prograin
Osaka				1.3	Y	4700	8		Synagri
P13T06L		SCN	LL	1.3	BL	4900	na		DuPont Pioneer
Rx Titus		SCN 1c	RR2X	1.3	IBL	6100	na		Maizex Seeds Inc.
Rx Vortex		SCN 1c	RR2X	1.3	BL	5000	na		Maizex Seeds Inc.
Volcano R2			RR2Y	1.3	BR	4600	na		Prograin
DH4173				1.4	Y	4600	12		PROSeeds
DKB14-41		SCN	RR2X	1.4	IBL	5300	na		DEKALB
DS143C0				1.4	IY	4800	23		Dow Seeds
HS 11RY07		1c	RR2Y	1.4	BL	5500	14		Dow Seeds
S14-A6		SCN 1k	RR2Y	1.4	BL	4600	16		Syngenta Canada, Inc.
S14-B2X		SCN 1c	RR2X	1.4	BL	5300	na		Syngenta Canada, Inc.
5A105RR2		1k	RR2Y	1.5	Y	4700	9		Dow Seeds
HDC Goshen		SCN		1.5	Y	4400	13		Hensall District Co-op Inc
P15A63X		SCN 1k	RR2X	1.5	BL	4600	na		DuPont Pioneer
P15T46R2		SCN 1c	RR2Y	1.5	IBL	5000	13*		DuPont Pioneer
P15T83R		SCN 1k	RR	1.5	BR	4700	11		DuPont Pioneer
DH410SCN		SCN		1.6	Y	4700	4		PROSeeds
DH4202				1.6	Y	4300	21		PROSeeds
Diablo R2X			RR2X	1.6	BL	5700	na		Prograin
HDC 1600T				1.6	Y	4600	15		Hensall District Co-op Inc
Mylitta R2		SCN 1c	RR2Y	1.6	BR	5000	11		Elite Seeds
OAC Avatar				1.6	Y	4500	13		SeCan
OAC Bruton		SCN		1.6	Y	4200	6		SeCan
OAC Calypso				1.6	IY	4500	16		PROSeeds
OAC Prosper		SCN		1.6	Y	4800	5		Huron Commodities Inc.
PS 1666 XRN		SCN 1c	RR2X	1.6	IBL	5600	na		PRIDE Seeds
Rx Pinnacle		SCN 1c	RR2X	1.6	IBL	5600	na		Maizex Seeds Inc.
S14-H3		SCN		1.6	IY	4400	9		Syngenta Canada, Inc.
S16-F5		SCN 1c		1.6	Y	4100	11		Syngenta Canada, Inc.
CF3008Xt		SCN 1c	RR2X	1.7	BF	5400	na		Country Farm Seeds Ltd.
DKB17-34		SCN 1c	RR2X	1.7	IBL	5900	na		DEKALB
DS177P1		SCN 1k	RR2Y	1.7	BL	4800	5		Dow Seeds
PRO 17X73N		1c	RR2X	1.7	BL	5600	na		PROSeeds
PRO 18X76N		SCN 1k	RR2X	1.8	BL	5600	na		PROSeeds
PRO 3025R2C		SCN 1k	RR2Y	1.8	BL	5000	9		PROSeeds
PS 1888 XRN		SCN 1c	RR2X	1.8	BL	6100	na		PRIDE Seeds
Rx Stacatto		SCN	RR2X	1.8	BR	5700	na		Maizex Seeds Inc.
S18-G4X		SCN 1c	RR2X	1.8	BL	5200	na		Syngenta Canada, Inc.
S18-R6		SCN 1a		1.8	Y	4600	11		Syngenta Canada, Inc.
CF43GR		SCN 1h, 1k	RR2Y	1.9	BL	5500	24		Country Farm Seeds Ltd.
DS198T1		SCN	RR2Y	1.9	BR	4900	na		Dow Seeds
HDC Blake				1.9	Y	4100	8		Hensall District Co-op Inc
HS 19RYS14		SCN 1c, 1k	RR2Y	1.9	BL	5200	9		Dow Seeds
P19A14X		SCN 1k	RR2X	1.9	BF	6000	na		DuPont Pioneer



Variety	PBR	Notes	Herbicide Reaction	Relative Maturity†	Hilum Colour	Seeds per Kg	Phytophthora		Seed Supply	Distributor
							Root Rot % Plant Loss**	Seed		
P19T01R		SCN 1k	RR	1.9	BR	4900	13		DuPont Pioneer	
P19T39R2		SCN 1k	RR2Y	1.9	IBL	5000	14*		DuPont Pioneer	
DKB20-14		SCN 1c	RR2X	2.0	IBL	5900	na		DEKALB	
Excellence R2X		SCN 1c	RR2X	2.0	BL	5400	na		SeCan	
Mersea				2.0	Y	4500	6		SeCan	
PS 2020 XRN		SCN 1c	RR2X	2.0	IBL	5500	na		PRIDE Seeds	
S20-G7		1c		2.0	Y	4500	5		Syngenta Canada, Inc.	
S20-L8X		SCN 1c	RR2X	2.0	BL	4900	na		Syngenta Canada, Inc.	
S20-T6		SCN 1c	RR2Y	2.0	BL	5100	10		Syngenta Canada, Inc.	
Candor				2.1	Y	4200	8		PROSeeds	
DKB21-11		SCN 1c	RR2X	2.1	BL	5700	na		DEKALB	
DS215Y1		SCN 1c	RR2Y	2.1	BL	5200	14*		Dow Seeds	
HS 21CS43		SCN 1c		2.1	Y	5100	10		Dow Seeds	
OAC Kent				2.1	Y	4500	7		SeCan	
P21A20				2.1	Y	4800	na		DuPont Pioneer	
P21A28X		SCN 1k	RR2X	2.1	BL	5500	na		DuPont Pioneer	
S21-C3		SCN 1c		2.1	Y	5100	8		Syngenta Canada, Inc.	
Bragi R2X		SCN 1k, 3a	RR2X	2.2	IBL	5100	na		Elite Seeds	
DKB22-21		SCN 1c	RR2X	2.2	IBL	5400	na		DEKALB	
DKB22-31		SCN 1c	RR2X	2.2	BL	5800	na		DEKALB	
OAC Brooke				2.2	Y	4300	7		SeCan	
OAC Marvel		SCN		2.2	Y	4400	5		Huron Commodities Inc.	
OAC Ramsay		SCN		2.2	Y	4300	5		SeCan	
P22T69R		SCN 1k	RR	2.2	BL	5900	8		DuPont Pioneer	
PRO 22X76N		SCN 1c	RR2X	2.2	IBL	5200	na		PROSeeds	
S22-J4X		SCN 1c	RR2X	2.2	BL	5100	na		Syngenta Canada, Inc.	
X790P		HP		2.2	Y	4100			Hensall District Co-op Inc	
OAC Thamesville				2.3	Y	4600	18		Southwest Seeds	
Rx Velocity		SCN 1c	RR2X	2.3	BF	5500	na		Maizex Seeds Inc.	
SG 2311				2.3	Y	4900	6		Huron Commodities Inc.	
DKB24-97		SCN 1c	RR2X	2.4	IBL	5500	na		DEKALB	
DS244N1		SCN	RR2Y	2.4	BL	5700	11*		Dow Seeds	
Express R2X		SCN 1c	RR2X	2.4	BL	5300	na		SeCan	
P24A80X		SCN 1k	RR2X	2.4	BL	5800	na		DuPont Pioneer	
P24T05R		SCN 1k	RR	2.4	BL	6300	5		DuPont Pioneer	
PRO 24X663N			RR2X	2.4	IBL	5300	na		PROSeeds	
PS 2444 XRN		SCN 1k	RR2X	2.4	BL	5800	na		PRIDE Seeds	
Rx Optimum		SCN 1c	RR2X	2.4	IBL	5000	na		Maizex Seeds Inc.	
RX2436		1c	RR2X	2.4	IBL	6100	na		Croplan Genetics	
AAC 26-15		SCN		2.5	Y	4800	8		Huron Commodities Inc.	
AAC Malden		SCN		2.5	Y	4400	7		SeCan	
CF3176Xt		1c	RR2X	2.5	IBL	5700	na		Country Farm Seeds Ltd.	
DF 155				2.5	Y	4600	5		AGRIS Co-operative Ltd.	
DS250H1		SCN	RR2Y	2.5	BR	5100	na		Dow Seeds	
P25A65R		SCN 1c	RR	2.5	BR	5400	na		DuPont Pioneer	
P25T51R		SCN 1c, 3a	RR	2.5	BR	5500	16		DuPont Pioneer	

Variety	PBR	Notes	Herbicide Reaction	Relative Maturity†	Hilum Colour	Seeds per Kg	Phytophthora		Distributor
							Root Rot % Plant Loss**	Seed Supply	
PS 2555 XRN		SCN 1c	RR2X	2.5	IBL	5800	na		PRIDE Seeds
S25-B6X		SCN 1c	RR2X	2.5	BR	5200	na		Syngenta Canada, Inc.
S25-L9		SCN 1c	RR2Y	2.5	BF	5100	16		Syngenta Canada, Inc.
CF3207Xt		SCN 1c	RR2X	2.6	DBR	5200	na		Country Farm Seeds Ltd.
CF53GR		SCN 1k	RR2Y	2.6	BR	5100	20		Country Farm Seeds Ltd.
DKB26-61		SCN 1a, 1c	RR2X	2.6	BL	5400	na		DEKALB
DS268V1		SCN 1k	RR2Y	2.6	BL	5400	16*		Dow Seeds
Equinox R2		SCN 1c, 3a	RR2Y	2.6	IBL	4800	4		SeCan
Explorer R2X		SCN 1c	RR2X	2.6	IBL	5500	na		SeCan
P26T07L		SCN 1k	LL	2.6	BL	5000	na		DuPont Pioneer
PRO 26X662N			RR2X	2.6	IBL	5500	na		PROSeeds
PRO 26X76N		SCN 1c	RR2X	2.6	BF	5300	na		PROSeeds
PS 2666 XRN		SCN 1c	RR2X	2.6	IBL	5300	na		PRIDE Seeds
Vali R2X		SCN 1c	RR2X	2.6	BL	6200	na		Elite Seeds
5A255RR2		SCN 1a	RR2Y	2.7	IBL	5400	10		Dow Seeds
CF3256Xt		SCN 1c	RR2X	2.7	DBR	6000	na		Country Farm Seeds Ltd.
Rx Aspire		SCN 1c	RR2X	2.7	IBL	5400	na		Maizex Seeds Inc.
S27-M8X		SCN 1c	RR2X	2.7	IBL	5600	na		Syngenta Canada, Inc.
DKB28-81		SCN 1c	RR2X	2.8	IBL	5300	na		DEKALB
P28T08R		SCN 1k	RR	2.8	BL	5200	13		DuPont Pioneer
P28T62R		SCN 1k, 3a	RR	2.8	BR	5100	15*		DuPont Pioneer
RX Ballistic		1c	RR2X	2.8	IBL	5800	na		Maizex Seeds Inc.
S29-K3X		SCN	RR2X	2.9	BL	5400	na		Syngenta Canada, Inc.
93Y05		SCN 1k	RR	3.0	BL	5200	11		DuPont Pioneer
Executive R2X		SCN 3a	RR2X	3.0	BR	5200	na		SeCan
PS 3033 XRN		SCN 1c	RR2X	3.0	IBL	5900	na		PRIDE Seeds
RX3015		1c	RR2X	3.0	IBL	5400	na		Croplan Genetics
P31A22X		SCN 1k	RR2X	3.1	BR	5500	na		DuPont Pioneer
P31T02L		SCN 1c	LL	3.1	BF	5400	na		DuPont Pioneer
S31-Y2X		SCN 1c	RR2X	3.1	BL	5300	na		Syngenta Canada, Inc.
DKB32-21		SCN 1c	RR2X	3.2	IBL	5800	na		DEKALB
S32-L8		SCN 1c	RR2Y	3.2	BR	5500	8		Syngenta Canada, Inc.
DKB33-54		SCN 1k, 3a	RR2X	3.3	IBL	5600	na		DEKALB
P33T72R		SCN 1k	RR	3.3	BL	5400	11		DuPont Pioneer

NOTES:

1a, 1c, etc. - Phytoph. resist. genes
 HP - High Protein
 SCN - SCN Resistant
 L-LA - Low-Linolenic Acid

Plant Breeders' Rights

 PBR 78
 PBR 91 or
 PBR 91 pending
See pbrfacts.ca

Herbicide Reaction

RR - Roundup Ready
 RR2Y - Roundup Ready 2 Yield
 RR2X - Roundup Ready 2 Xtend
 LL - Liberty Link
 MS - Metribuzin Sensitive

Seed Supply

LS - Limited Supply
 NA - Not Available

†Relative Maturity - ranking of maturity provided by seed sponsors.

**Phytophthora % Plant Loss na=less than 2 yrs of data available, * only 2 yrs of data available.

Ontario Soybean And Canola Committee

TABLE 2a.1 AGRONOMIC DATA AT MATURITY GROUP 00 (2100-2300 HU) AREAS , RR TEST

Variety	Days to Mature*	NEW LISKEARD Yield Index			Plant Height (cm)	Lodging 1=standing 5=flat
		1 year	2 year	3 year		
S0009-M2	119	112	92	91	66	1.4
P005T13R	128	116	98	--	63	1.5
PS 0035 NR2	130	112	106	102	76	1.3
Akras R2	135	92	100	106	70	1.1
Kendo R2	135	99	100	98	82	1.4
Mahony R2	135	136	113	109	71	1.7
NSC Osborne RR2Y	135	120	110	--	79	1.4
P006T46R	135	110	99	--	68	1.3
P006T78R	135	84	86	87	64	1.2
S007-Y4	135	110	104	105	73	1.5
Astro R2	137	92	100	106	78	1.4
PRO 2525R2	137	79	92	96	78	1.6
Barron R2X	122	92	--	--	--	--
P002A63R	122	92	--	--	--	--
DKB005-52	128	114	--	--	--	--
S006-W5	128	80	--	--	--	--
Dario R2X	130	85	--	--	--	--
P002A19X	130	88	--	--	--	--
S008-N2	130	130	--	--	--	--
DKB003-29	135	96	--	--	--	--
DKB006-29	135	108	--	--	--	--
DS0067Z1	135	111	--	--	--	--
Dylano R2X	135	71	--	--	--	--
Foote R2	135	118	--	--	--	--
HS 007RY32	135	107	--	--	--	--
P005A27X	135	82	--	--	--	--
PS 0044 XRN	135	104	--	--	--	--
DKB008-81	137	57	--	--	--	--
Average yield (T/ha)		2.40	2.85	3.00		
(bu/ac)		35.6	42.2	44.5		

Testing Locations: Table 2a.1			
New Liskeard	2015	2016	2017

* Days to Mature is from 1-year 2017 data only.

2017 New Liskeard varieties with a maturity of greater than 130 days did not mature before a killing frost. As a result the late variety yields are not reliable indicators of maturity.

Ontario Soybean And Canola Committee

TABLE 2b.1 AGRONOMIC DATA AT MATURITY GROUP 00 (2300-2500 HU) AREAS , RR TEST

Variety	Days to Mature	AVERAGE Yield Index			ARTHUR Yield Index		DUNDALK Yield Index	ELORA Yield Index		Plant Height (cm)	Lodging 1=standing 5=flat
		1 year	2 year	3 year	2 year	3 year	2 year	2 year	3 year		
S006-W5	105	81	80	82	77	80	74	90	89	55	1.4
S007-Y4	107	87	91	86	85	82	88	100	87	59	1.3
HS 007RY32	109	100	91	91	91	90	87	93	94	66	1.4
S00-N6	109	92	88	89	84	82	89	91	94	68	1.8
DS0067Z1	111	109	98	--	98	--	97	99	--	60	1.3
PS 0074 R2	111	113	104	102	100	96	111	101	101	66	1.7
S009-J1	112	99	93	--	98	--	95	86	--	58	1.1
NSC Osborne RR2Y	112	105	102	103	102	104	105	100	101	71	1.5
90Y01	112	91	93	93	82	85	101	98	96	67	1.4
Kendo R2	113	102	98	100	100	103	95	100	100	73	1.2
Hydra R2	113	108	107	106	107	107	102	110	107	73	1.6
LS 008R21	114	121	112	111	115	115	113	108	107	69	1.6
PRO 2525R2	114	113	96	97	94	95	99	97	99	72	1.3
Astro R2	116	99	100	102	104	107	97	97	99	73	1.5
PRO 2535R2	117	123	113	114	116	119	113	110	111	80	1.6
S05-F9	118	104	113	--	119	--	112	109	--	67	1.1
CF01GR	122	117	121	123	129	134	121	112	115	79	1.4
DTM (1yr)											
DKB003-29	109	96	--	--	--	--	--	--	--	--	--
Dario R2X	109	59	--	--	--	--	--	--	--	--	--
P007A90R	110	104	--	--	--	--	--	--	--	--	--
Mani R2X	111	89	--	--	--	--	--	--	--	--	--
Marduk R2X	112	99	--	--	--	--	--	--	--	--	--
DKB005-52	112	102	--	--	--	--	--	--	--	--	--
S008-N2	112	110	--	--	--	--	--	--	--	--	--
Dylano R2X	113	66	--	--	--	--	--	--	--	--	--
DKB006-29	113	108	--	--	--	--	--	--	--	--	--
S01-C4X	113	88	--	--	--	--	--	--	--	--	--
0077 XRN	115	106	--	--	--	--	--	--	--	--	--
DKB008-81	115	85	--	--	--	--	--	--	--	--	--
Domingo R2X	115	81	--	--	--	--	--	--	--	--	--
P008T22R2	115	111	--	--	--	--	--	--	--	--	--
DS0099B1	117	121	--	--	--	--	--	--	--	--	--
Salto R2	120	109	--	--	--	--	--	--	--	--	--
Average yield (T/ha)		2.14	2.60	2.58	2.82	2.38	2.31	2.67	2.97		
(bu/ac)		31.7	38.5	38.3	41.8	35.3	34.3	39.5	44.0		

Testing Locations: Table 2b.1			
Arthur	2015	2016	2017
Dundalk	--	2016	2017
Elora	2015	2016	2017

Ontario Soybean And Canola Committee

TABLE 3.1 AGRONOMIC DATA AT MATURITY GROUP 0 (2500-2800 HU) AREAS , RR TEST

Variety	Days to Mature	AVERAGE Yield Index			BRUSSELS Yield Index		ELORA Yield Index		LINDSAY Yield Index		OTTAWA Yield Index		Plant Height (cm)	Lodging 1=standing 5=flat
		1 year	2 year	3 year	2 year	3 year	2 year	3 year	2 year	3 year	2 year	3 year		
LS 008R21	114	96	94	95	88	92	94	95	99	98	96	97	77	1.8
S04-D3	114	97	94	93	98	95	95	93	90	89	93	95	80	1.4
Astro R2	115	91	90	91	88	90	96	95	89	89	89	89	79	1.6
PRO 2535R2	116	97	90	92	87	88	93	94	99	100	84	87	87	1.9
DS032R1	117	99	97	--	96	--	93	--	97	--	100	--	68	1.5
DS064Y1	118	100	95	--	97	--	93	--	93	--	98	--	78	1.6
P06T28R	118	105	98	97	95	91	101	99	98	99	100	100	76	1.3
PS 0416 R2	118	107	100	100	104	107	102	101	93	88	101	103	74	1.6
RR2 Bronze	119	96	93	95	87	92	99	98	97	98	90	92	80	1.8
HS 03RY33	120	114	105	105	106	110	108	102	105	105	102	103	80	1.7
PRO 2625R2	120	102	100	101	98	103	101	101	101	102	99	98	80	1.5
R2C 1010	120	105	101	--	97	--	104	--	104	--	102	--	77	1.7
Altitude R2	120	111	110	108	111	108	109	108	110	106	109	111	71	1.3
Miko R2	120	105	105	107	98	102	107	107	106	111	109	109	80	1.9
Mundo R2	120	100	100	100	100	99	101	99	93	97	104	106	75	1.2
PRO 2735R2C	120	108	106	--	107	--	103	--	111	--	103	--	73	1.2
CF01GR	120	100	99	102	101	104	101	102	97	102	96	100	87	2.0
CF12GR	120	101	97	100	96	101	97	99	99	99	96	100	83	1.8
P09T74R2	120	105	101	103	105	110	96	100	99	97	102	104	77	1.2
OAC Challenger R2	121	98	100	100	93	97	96	98	107	105	103	102	82	2.5
R2C 0724	121	110	106	--	110	--	96	--	105	--	110	--	77	1.6
P08T96R	121	107	102	--	108	--	99	--	96	--	104	--	77	1.3
S10-S1	122	105	105	--	112	--	108	--	98	--	102	--	78	1.3
Absolute RR	122	99	100	103	99	104	102	102	101	106	97	99	81	1.7
5A075RR2	122	112	106	107	106	107	104	107	107	110	105	106	78	1.5
S12-H2	124	116	107	--	113	--	104	--	105	--	107	--	81	1.4
DTM (1yr)														
S01-C4X	115	89	--	--	--	--	--	--	--	--	--	--	--	--
DKB008-81	116	84	--	--	--	--	--	--	--	--	--	--	--	--
PRO 03X74	116	100	--	--	--	--	--	--	--	--	--	--	--	--
Lempo R2X	117	93	--	--	--	--	--	--	--	--	--	--	--	--
DS031M1	118	96	--	--	--	--	--	--	--	--	--	--	--	--
P04A60R	118	99	--	--	--	--	--	--	--	--	--	--	--	--
DKB04-41	119	88	--	--	--	--	--	--	--	--	--	--	--	--
Electra R2X	119	73	--	--	--	--	--	--	--	--	--	--	--	--
DKB01-11	119	84	--	--	--	--	--	--	--	--	--	--	--	--
Expedition R2X	119	100	--	--	--	--	--	--	--	--	--	--	--	--
Excursion R2X	120	102	--	--	--	--	--	--	--	--	--	--	--	--
Malto R2	120	106	--	--	--	--	--	--	--	--	--	--	--	--
CF2608Xt	120	97	--	--	--	--	--	--	--	--	--	--	--	--
Salto R2	120	98	--	--	--	--	--	--	--	--	--	--	--	--
PS 0333 XRN	121	95	--	--	--	--	--	--	--	--	--	--	--	--
Deniro R2X	121	98	--	--	--	--	--	--	--	--	--	--	--	--
PRO 03X73N	121	89	--	--	--	--	--	--	--	--	--	--	--	--
PS 0555 XRN	121	90	--	--	--	--	--	--	--	--	--	--	--	--
S05-F9	121	96	--	--	--	--	--	--	--	--	--	--	--	--
PS 0777 XRN	122	103	--	--	--	--	--	--	--	--	--	--	--	--
Dalamo R2X	122	95	--	--	--	--	--	--	--	--	--	--	--	--
Donar R2X	122	108	--	--	--	--	--	--	--	--	--	--	--	--
P05A40X	122	99	--	--	--	--	--	--	--	--	--	--	--	--
DKB06-43	122	96	--	--	--	--	--	--	--	--	--	--	--	--
DS095D1	122	99	--	--	--	--	--	--	--	--	--	--	--	--
P06A13R	122	99	--	--	--	--	--	--	--	--	--	--	--	--
CF2707Xt	122	92	--	--	--	--	--	--	--	--	--	--	--	--
DKB03-95	122	106	--	--	--	--	--	--	--	--	--	--	--	--
Dynamo R2X	123	91	--	--	--	--	--	--	--	--	--	--	--	--
Expo R2X	123	95	--	--	--	--	--	--	--	--	--	--	--	--
S07-K5X	123	109	--	--	--	--	--	--	--	--	--	--	--	--
Rx Eldon	123	97	--	--	--	--	--	--	--	--	--	--	--	--
Katonda R2	123	109	--	--	--	--	--	--	--	--	--	--	--	--
RX Kodiak	123	101	--	--	--	--	--	--	--	--	--	--	--	--
DKB09-91	123	86	--	--	--	--	--	--	--	--	--	--	--	--
PRO 07X76N	123	103	--	--	--	--	--	--	--	--	--	--	--	--
DKB10-54	124	99	--	--	--	--	--	--	--	--	--	--	--	--
S09-C3X	124	111	--	--	--	--	--	--	--	--	--	--	--	--
Rx Response	124	112	--	--	--	--	--	--	--	--	--	--	--	--
Vertigo R2	124	108	--	--	--	--	--	--	--	--	--	--	--	--
Gibil R2X	124	110	--	--	--	--	--	--	--	--	--	--	--	--
RX0636	125	82	--	--	--	--	--	--	--	--	--	--	--	--
P09A53X	126	115	--	--	--	--	--	--	--	--	--	--	--	--
DKB12-57	127	112	--	--	--	--	--	--	--	--	--	--	--	--
Average yield (T/ha)		3.12	3.55	3.47	3.97	3.73	3.00	3.36	3.52	3.28	3.70	3.52		
Average yield (bu/ac)		46.2	52.6	51.5	59.0	55.3	44.5	49.9	52.2	48.6	54.9	52.2		

Testing Locations: Table 3.1			
Brussels	2015	2016	2017
Elora	2015	2016	2017
Lindsay	2015	2016	2017
Ottawa	2015	2016	2017

Ontario Soybean And Canola Committee

TABLE 3.2 AGRONOMIC DATA AT MATURITY GROUP 0 (2500-2800 HU) AREAS , CONVENTIONAL TEST

Variety	Days to Mature	AVERAGE Yield Index			BRUSSELS Yield Index		ELORA Yield Index		LINDSAY Yield Index	OTTAWA Yield Index		Plant Height (cm)	Lodging 1=standing 5=flat
		1 year	2 year	3 year	2 year	3 year	2 year	3 year	2 year	2 year	3 year		
Fjord	106	70	65	--	61	--	65	--	73	61	--	70	1.4
Anser	108	76	76	75	81	76	83	77	76	66	71	78	1.9
OAC Morden	109	89	89	85	92	83	99	92	95	72	76	77	1.6
Amadeus	110	86	84	83	79	77	89	86	87	81	82	75	1.7
Misty	111	89	89	88	93	86	88	90	92	84	86	78	1.6
Meteor	111	83	82	84	79	80	85	92	85	79	80	76	1.8
DH401	111	91	88	88	89	86	94	95	92	75	79	73	1.7
Chikala	112	71	76	74	80	73	80	78	76	67	71	74	1.9
AAC Invest 1605	113	85	87	87	85	84	93	90	93	79	83	78	2.3
Jari	113	93	92	93	94	96	104	101	94	76	81	84	2.1
AAC Shinju	114	81	81	--	80	--	88	--	79	77	--	84	2.1
Hana	114	95	98	95	100	95	99	92	95	99	99	72	1.4
P04T10	115	97	98	96	94	90	99	100	99	102	98	81	1.5
Asuka	115	93	98	97	94	91	98	96	98	104	102	72	1.3
Panorama	115	104	100	100	102	102	103	102	97	100	99	69	1.4
Astor	115	104	97	97	95	94	95	96	94	106	104	73	1.5
Celebrity	116	96	97	99	98	101	96	100	92	100	102	78	1.7
OAC Lakeview	116	110	108	108	100	104	102	105	115	115	110	80	1.7
OAC Prescott *	116	--	--	--	--	--	--	--	--	--	--	--	--
Kyoto	117	102	105	99	102	94	97	91	110	111	105	79	1.4
OAC Strive	117	100	103	102	107	106	96	98	107	101	100	84	1.8
S10-R2	118	103	104	106	109	108	101	108	98	108	109	82	1.8
S07-D2	118	99	98	98	90	93	99	100	101	100	101	88	1.9
OAC Champion	118	99	97	99	92	98	95	100	96	105	102	90	2.4
S07-M8	119	112	110	107	116	112	106	101	100	117	114	78	1.4
OAC Durham	119	102	103	105	106	110	105	109	106	96	97	76	2.2
Nagoya	119	109	108	108	112	111	107	108	97	116	110	76	1.3
Marula	120	104	105	103	106	103	97	97	107	111	107	89	1.3
Volta	120	95	102	101	107	102	99	99	96	104	108	82	1.2
P05T80	120	113	109	109	105	108	109	110	108	114	110	87	1.5
Neptune	120	112	110	108	111	107	104	105	110	115	112	78	1.5
OAC Eve	120	112	108	105	106	99	112	107	108	108	105	84	1.6
Ajico	121	118	113	110	114	114	116	109	110	111	108	80	1.3
OAC Drayton	121	116	115	113	113	115	113	105	114	121	118	84	1.6
OAC Wallace *	121	--	--	--	--	--	--	--	--	--	--	--	--
Gladiator	121	103	100	102	105	107	101	104	102	93	94	87	2.2
Tala	121	117	113	113	119	121	109	109	112	112	112	84	1.8
Osaka	121	111	111	109	114	114	107	103	116	105	104	75	1.5
OAC Evolution	121	106	108	108	106	107	106	106	104	115	114	86	1.4
DS045C0	121	103	104	106	99	104	105	109	110	104	104	89	1.5
Taurus	122	101	112	107	104	101	114	106	116	115	108	90	1.7
Genesis	122	121	115	115	118	122	117	117	109	115	112	81	1.6
Emperor	124	113	110	110	117	115	110	109	107	105	107	76	1.4
Skyline	124	110	109	108	109	112	102	100	103	121	114	87	1.9
LC 1070	125	106	107	--	108	--	105	--	100	117	--	82	1.4
Nordika	125	112	113	--	110	--	107	--	118	118	--	88	1.6
DTM (1yr)													
S03-W4	118	100	--	--	--	--	--	--	--	--	--	--	--
Savanna	118	87	--	--	--	--	--	--	--	--	--	--	--
Average yield (T/ha)		3.10	3.25	3.30	3.47	3.36	3.13	3.25	3.24	3.16	3.30		
(bu/ac)		46.0	48.2	48.9	51.5	49.8	46.4	48.2	48.1	46.9	49.0		

* OAC Wallace and OAC Prescott data was not available in 2017. Refer to last year's 2016 Variety report for 2 and 3 year performance results.

Testing Locations: Table 3.2				
Brussels	2015	2016	2017	
Elora	2015	2016	2017	
Lindsay	--	2016	2017	
Ottawa	2015	2016	2017	

Ontario Soybean And Canola Committee

TABLE 4.1 AGRONOMIC DATA AT MATURITY GROUP 1 (2700-2900 HU) AREAS , RR TEST

Variety	Days to Mature	AVERAGE Yield Index			EXETER Yield Index		ST. MARYS Yield Index	WINCHESTER Yield Index		WOODSTOCK Yield Index		Plant Height (cm)	Lodging 1=standing 5=flat
		1 year	2 year	3 year	2 year	3 year	2 year	2 year	3 year	2 year	3 year		
Miko R2	121	104	102	99	103	101	93	102	102	102	99	82	1.6
Altitude R2	122	102	100	101	106	108	88	99	102	99	99	72	1.2
91Y01	122	95	95	93	94	96	86	96	91	99	96	79	1.3
DS124U1	123	97	97	97	95	98	91	98	100	99	95	85	1.2
P10T48R	123	95	98	--	105	--	--	100	--	98	--	78	1.2
S10-S1	123	100	97	102	96	101	102	99	104	97	101	83	1.1
Maxo R2	123	105	104	102	104	102	100	105	101	105	104	83	1.3
PRO 2845R2C	123	96	95	97	99	100	93	91	97	95	96	78	1.2
5A075RR2	124	112	104	105	101	101	109	112	110	96	100	84	1.3
S12-H2	124	100	96	99	98	98	105	91	96	96	98	84	1.3
RR2 Galaxy	124	99	98	100	98	99	104	98	101	98	98	88	1.2
HS 11RY07	124	99	99	99	98	98	108	102	102	93	93	85	1.2
S14-A6	125	108	105	104	101	106	104	97	97	114	109	80	1.1
PS 1162 R2	125	92	91	94	91	93	82	89	99	94	96	87	1.1
5A105RR2	126	107	101	102	98	99	105	110	106	94	100	86	1.2
P15T46R2	126	104	101	102	100	100	109	100	100	102	104	86	1.3
P15T83R	127	100	98	97	100	102	88	96	95	101	100	80	1.2
DS177P1	128	102	97	98	96	98	114	91	90	99	100	90	1.1
P19T01R	128	108	104	105	100	103	107	107	105	101	104	89	1.0
CF31GR *	128	--	--	--	--	--	--	--	--	--	--	--	--
MyIitta R2	128	105	106	104	109	107	107	101	101	105	103	86	1.3
P19T39R2	129	103	103	--	111	--	--	100	--	103	--	91	1.1
Mateo R2	129	102	100	100	92	93	104	104	101	104	105	87	1.3
PRO 3025R2C	130	113	110	--	104	--	--	111	--	110	--	92	1.2
DTM (1yr)													
Flex R2X	123	92	--	--	--	--	--	--	--	--	--	--	--
S09-C3X	123	99	--	--	--	--	--	--	--	--	--	--	--
DS095D1	123	100	--	--	--	--	--	--	--	--	--	--	--
DKB10-54	123	96	--	--	--	--	--	--	--	--	--	--	--
Gibil R2X	123	100	--	--	--	--	--	--	--	--	--	--	--
P09T74R2	123	99	--	--	--	--	--	--	--	--	--	--	--
PS 1666 XRN	124	97	--	--	--	--	--	--	--	--	--	--	--
DKB09-91	124	96	--	--	--	--	--	--	--	--	--	--	--
Dofino R2X	124	103	--	--	--	--	--	--	--	--	--	--	--
P09A53X	125	105	--	--	--	--	--	--	--	--	--	--	--
CF2858Xt	125	99	--	--	--	--	--	--	--	--	--	--	--
PS 1222 XRN	125	97	--	--	--	--	--	--	--	--	--	--	--
S14-B2X	125	93	--	--	--	--	--	--	--	--	--	--	--
Saga R2X	125	92	--	--	--	--	--	--	--	--	--	--	--
DKB14-41	126	101	--	--	--	--	--	--	--	--	--	--	--
DKB12-57	126	102	--	--	--	--	--	--	--	--	--	--	--
P15A63X	127	104	--	--	--	--	--	--	--	--	--	--	--
Rx Titus	127	98	--	--	--	--	--	--	--	--	--	--	--
Edge R2X	127	103	--	--	--	--	--	--	--	--	--	--	--
Rx Vortex	127	97	--	--	--	--	--	--	--	--	--	--	--
S18-G4X	128	95	--	--	--	--	--	--	--	--	--	--	--
Diablo R2X	128	94	--	--	--	--	--	--	--	--	--	--	--
PS 1888 XRN	128	101	--	--	--	--	--	--	--	--	--	--	--
PRO 17X73N	128	99	--	--	--	--	--	--	--	--	--	--	--
Volcano R2	128	105	--	--	--	--	--	--	--	--	--	--	--
Rx Pinnacle	129	99	--	--	--	--	--	--	--	--	--	--	--
CF3008Xt	129	98	--	--	--	--	--	--	--	--	--	--	--
PRO 18X76N	129	95	--	--	--	--	--	--	--	--	--	--	--
P19A14X	130	103	--	--	--	--	--	--	--	--	--	--	--
DKB17-34	133	93	--	--	--	--	--	--	--	--	--	--	--
Average yield (T/ha)		3.98	4.29	4.18	4.72	4.49	3.23	4.35	4.69	4.23	3.98		
(bu/ac)		59.0	63.6	62.0	70.0	66.7	48.0	64.5	69.6	62.8	59.1		

* CF31GR data was not available in 2017. Refer to last year's 2016 Variety report for 2 and 3 year performance results.

Testing Locations: Table 4.1			
Exeter	2015	2016	2017
St. Marys	2015	--	2017
Winchester	2015	2016	2017
Woodstock	2015	2016	2017

Ontario Soybean And Canola Committee

TABLE 4.2 AGRONOMIC DATA AT MATURITY GROUP 1 (2700-2900 HU) AREAS , CONVENTIONAL TEST

Variety	Days to Mature	AVERAGE Yield Index			EXETER Yield Index		ST. MARYS Yield Index		WINCHESTER Yield Index		WOODSTOCK Yield Index		Plant Height (cm)	Lodging 1=standing 5=flat
		1 year	2 year	3 year	2 year	3 year	2 year	3 year	2 year	3 year	2 year	3 year		
S10-R2	120	91	93	94	99	99	91	95	93	90	88	91	84	1.8
Kyoto	120	87	89	--	94	--	82	--	93	--	82	--	79	1.1
Nagoya	121	97	94	--	96	--	92	--	92	--	95	--	86	1.1
DS101C0	122	108	104	--	103	--	108	--	105	--	101	--	82	1.0
Osaka	122	96	96	95	97	95	91	93	99	99	95	90	83	1.5
Havane	123	102	103	101	97	95	104	106	111	105	99	99	88	1.4
Karra	123	101	100	100	103	102	94	98	102	103	99	96	82	1.6
Tala	124	99	100	100	96	96	107	103	99	100	100	100	88	1.5
Emperor	124	96	97	97	107	106	96	94	91	91	90	94	83	1.3
Black Pearl	124	92	98	97	93	93	91	95	113	106	93	93	93	1.4
Acora	124	101	105	102	103	100	104	103	106	102	108	104	97	1.4
DH4173	124	97	99	98	95	95	98	97	101	98	102	101	88	1.2
S14-H3	125	102	97	97	104	103	90	93	94	93	98	98	80	1.3
HS 13C38	125	102	101	100	102	99	98	95	102	103	101	100	87	1.3
Skyline	125	92	92	93	90	93	94	95	93	93	91	89	87	1.6
Eider	125	108	103	100	94	92	105	103	100	96	116	113	97	1.8
DH530	126	103	103	101	114	110	98	93	101	100	98	97	88	1.4
DH4202	126	105	105	106	104	105	103	107	104	105	108	107	86	1.2
S16-F5	126	91	97	96	106	105	96	96	90	88	94	96	80	1.2
Bakara	127	100	97	97	91	91	99	99	103	100	94	96	94	1.5
OAC Calypso	127	110	111	111	107	108	110	107	118	118	108	110	94	1.6
OAC Adare	127	102	100	101	106	107	95	97	97	101	102	99	90	1.3
OAC Avatar	128	104	105	105	105	102	113	111	99	101	107	107	90	1.7
DH410SCN	128	100	98	98	99	98	101	100	97	97	97	98	89	1.6
HDC Goshen	128	94	95	95	90	93	103	97	93	93	99	101	96	1.5
OAC Prosper	128	102	103	--	96	--	114	--	98	--	108	--	86	2.0
DS143C0	129	103	106	105	101	100	115	113	100	100	113	111	95	1.4
HDC 1600T	129	103	104	104	107	107	102	103	99	102	107	102	86	1.4
S18-R6	130	95	98	99	99	101	97	96	103	102	92	96	94	1.3
HDC Blake	130	104	105	106	100	100	103	107	102	105	114	112	98	1.4
Candor	132	105	103	104	102	104	104	104	104	108	101	98	91	1.7
DTM (1yr)														
Neptune	124	104	--	--	--	--	--	--	--	--	--	--	--	--
Genesis	125	101	--	--	--	--	--	--	--	--	--	--	--	--
Stargazer	125	95	--	--	--	--	--	--	--	--	--	--	--	--
P11A67	126	113	--	--	--	--	--	--	--	--	--	--	--	--
P11A10	127	105	--	--	--	--	--	--	--	--	--	--	--	--
P13T06L	128	103	--	--	--	--	--	--	--	--	--	--	--	--
Arius	130	91	--	--	--	--	--	--	--	--	--	--	--	--
Average yield (bu/ac)		3.89	3.99	3.91	4.50	4.36	3.26	3.40	4.45	4.48	3.75	3.39		
		57.7	59.2	58.0	66.8	64.7	48.4	50.5	66.0	66.4	55.7	50.2		

Testing Locations: Table 4.2			
Exeter	2015	2016	2017
St. Marys	2015	2016	2017
Winchester	2015	2016	2017
Woodstock	2015	2016	2017

Ontario Soybean And Canola Committee

TABLE 5.1 AGRONOMIC DATA AT EARLY MATURITY GROUP 2 (2900-3300 HU) AREAS , RR TEST

Variety	Days to Mature	CLAY AVG Yield Index		INWOOD Yield Index 2 year	PALMYRA Yield Index		LOAM AVG Yield Index		RIDGETOWN Yield Index		TALBOTVILLE Yield Index		Plant Height (cm)	Lodging 1=standing 5=flat
		1 year	2 year		2 year	3 year	1 year	2 year	2 year	3 year	2 year	3 year		
PRO 3025R2C	116	91	97	99	95	95	107	99	101	103	95	96	85	1.1
P19T01R	117	87	95	96	94	95	98	101	104	103	97	95	86	1.0
P22T69R	118	85	89	88	94	94	97	96	92	93	101	101	82	1.0
P19T39R2	118	84	95	--	90	--	107	98	95	--	101	--	87	1.0
DS215Y1	118	94	92	--	92	--	96	99	97	--	102	--	84	1.1
HS 19RYS14	119	100	106	113	100	102	125	106	108	105	103	101	89	1.1
CF43GR	120	99	100	96	100	95	87	91	88	93	95	95	82	1.0
S20-T6	120	102	93	86	104	101	97	93	90	94	97	99	84	1.0
P24T05R	122	106	102	95	106	103	102	99	99	102	99	101	90	1.0
CF53GR	123	100	99	102	96	99	90	97	101	101	93	99	88	1.0
Equinox R2	123	102	104	102	104	105	106	109	109	105	109	108	96	1.1
P25T51R	124	106	106	105	106	108	110	101	100	100	102	101	85	1.0
DS268V1	124	106	107	--	105	--	101	102	106	--	97	--	94	1.2
DS244N1	124	111	102	--	106	--	115	108	109	--	107	--	85	1.1
S25-L9	124	108	110	103	105	100	100	102	108	106	96	96	87	1.0
5A255RR2	126	102	105	114	102	102	99	99	94	95	105	109	93	1.1
DTM (1yr)														
S18-G4X	121	108	--	--	--	--	91	--	--	--	--	--	--	--
PRO 17X73N	121	91	--	--	--	--	92	--	--	--	--	--	--	--
Rx Stacatto	121	79	--	--	--	--	98	--	--	--	--	--	--	--
Excellence R2X	122	82	--	--	--	--	80	--	--	--	--	--	--	--
DKB21-11	122	94	--	--	--	--	98	--	--	--	--	--	--	--
DKB22-31	122	103	--	--	--	--	102	--	--	--	--	--	--	--
PS 2020 XRN	122	98	--	--	--	--	96	--	--	--	--	--	--	--
DKB17-34	123	82	--	--	--	--	90	--	--	--	--	--	--	--
P19A14X	123	93	--	--	--	--	88	--	--	--	--	--	--	--
Express R2X	124	96	--	--	--	--	102	--	--	--	--	--	--	--
PRO 18X76N	124	86	--	--	--	--	92	--	--	--	--	--	--	--
S20-L8X	124	102	--	--	--	--	87	--	--	--	--	--	--	--
DKB20-14	124	113	--	--	--	--	103	--	--	--	--	--	--	--
P21A28X	124	96	--	--	--	--	96	--	--	--	--	--	--	--
PS 2444 XRN	124	95	--	--	--	--	88	--	--	--	--	--	--	--
Rx Velocity	124	97	--	--	--	--	93	--	--	--	--	--	--	--
CF3207Xt	124	106	--	--	--	--	106	--	--	--	--	--	--	--
PS 2555 XRN	125	112	--	--	--	--	99	--	--	--	--	--	--	--
Rx Optimum	125	108	--	--	--	--	106	--	--	--	--	--	--	--
CF3176Xt	125	98	--	--	--	--	101	--	--	--	--	--	--	--
RX2436	125	100	--	--	--	--	102	--	--	--	--	--	--	--
DKB22-21	125	93	--	--	--	--	90	--	--	--	--	--	--	--
P25A65R	125	108	--	--	--	--	97	--	--	--	--	--	--	--
DS198T1	126	105	--	--	--	--	97	--	--	--	--	--	--	--
PRO 26X662N	126	99	--	--	--	--	95	--	--	--	--	--	--	--
S22-J4X	126	98	--	--	--	--	93	--	--	--	--	--	--	--
Vali R2X	126	107	--	--	--	--	109	--	--	--	--	--	--	--
P24A80X	126	107	--	--	--	--	114	--	--	--	--	--	--	--
S25-B6X	126	124	--	--	--	--	106	--	--	--	--	--	--	--
Bragi R2X	127	113	--	--	--	--	100	--	--	--	--	--	--	--
PRO 22X76N	127	105	--	--	--	--	120	--	--	--	--	--	--	--
DS250H1	127	98	--	--	--	--	98	--	--	--	--	--	--	--
DKB24-97	127	95	--	--	--	--	101	--	--	--	--	--	--	--
Executive R2X	127	109	--	--	--	--	109	--	--	--	--	--	--	--
DKB26-61	128	103	--	--	--	--	106	--	--	--	--	--	--	--
PRO 24X663N	128	108	--	--	--	--	94	--	--	--	--	--	--	--
PS 2666 XRN	128	95	--	--	--	--	106	--	--	--	--	--	--	--
RX3015	128	101	--	--	--	--	100	--	--	--	--	--	--	--
DKB28-81	129	106	--	--	--	--	105	--	--	--	--	--	--	--
Explorer R2X	129	94	--	--	--	--	103	--	--	--	--	--	--	--
PRO 26X76N	129	109	--	--	--	--	114	--	--	--	--	--	--	--
Average yield (bu/ac)		3.68	3.87	3.35	3.97	3.63	4.00	4.79	5.24	5.48	4.34	4.19		
		54.5	57.5	49.7	58.9	53.9	59.3	71.0	77.8	81.4	64.3	62.2		

Testing Locations: Table 5.1			
Inwood	2015	2016	--
Palmyra	2015	2016	2017
Ridgetown	2015	2016	2017
Talbotville	2015	2016	2017

Ontario Soybean And Canola Committee

TABLE 5.2 AGRONOMIC DATA AT EARLY MATURITY GROUP 2 (2900-3300 HU) AREAS , CONVENTIONAL TEST

Variety	Days to Mature	CLAY AVG Yield Index		INWOOD Yield Index		PALMYRA Yield Index		LOAM AVG Yield Index		RIDGETOWN Yield Index		TALBOTVILLE Yield Index		Plant Height (cm)	Lodging 1=standing 5=flat
		1 year	2 year	2 year	3 year	2 year	3 year	1 year	2 year	2 year	3 year	2 year	3 year		
HDC 1600T	117	69	89	83	83	94	92	90	98	99	98	96	93	78	1.2
HDC Goshen	118	77	88	80	86	94	95	95	95	99	101	89	92	90	1.3
S18-R6	118	86	88	79	84	96	96	98	99	97	101	102	102	86	1.0
OAC Prosper	119	96	94	89	93	99	104	99	101	101	103	102	105	82	1.6
OAC Bruton	120	106	104	106	105	103	105	97	97	98	97	95	92	87	1.3
HDC Blake	122	122	110	115	111	106	102	104	102	102	103	103	104	91	1.3
OAC Kent	122	88	96	93	94	98	101	99	104	103	101	105	101	86	1.5
S20-G7	122	106	103	111	105	96	87	101	100	98	95	102	97	86	1.0
HS 21CS43	122	99	106	116	109	98	99	96	104	104	104	105	99	82	1.3
OAC Marvel	123	106	103	103	102	102	103	105	102	101	99	103	104	94	1.3
OAC Brooke	123	105	108	111	114	105	102	110	108	108	110	108	113	80	1.1
Candor	124	105	103	109	107	99	98	94	96	97	102	95	97	82	1.5
SG 2311	124	100	103	107	109	99	103	98	100	98	96	101	101	88	1.1
X790P	124	90	92	100	95	85	79	90	85	84	81	85	84	83	1.7
OAC Thamesville	124	112	104	108	104	100	99	110	107	106	106	110	109	90	1.0
OAC Ramsay	125	104	101	99	100	103	113	90	99	97	97	101	103	91	1.2
S21-C3	125	102	103	96	95	107	107	104	109	109	106	109	109	91	1.2
AAC 26-15	126	101	100	98	105	102	108	90	94	98	94	88	96	89	1.2
Mersea	127	112	101	94	101	106	103	98	96	98	102	94	95	90	1.3
DF 155	127	105	104	105	101	104	100	116	114	115	114	113	109	90	1.3
AAC Malden	128	109	101	99	96	103	105	90	91	90	90	92	94	89	1.3
DTM (1yr)															
P21A20	122	97	--	--	--	--	--	108	--	--	--	--	--	--	--
P26T07L	126	105	--	--	--	--	--	117	--	--	--	--	--	--	--
Average yield (bu/ac)		2.78	3.72	3.33	3.23	4.12	3.79	3.73	4.35	5.00	5.00	3.69	3.58		
		41.3	55.2	49.4	47.9	61.0	56.2	55.3	64.5	74.1	74.1	54.8	53.1		

Testing Locations: Table 5.2			
Inwood	2015	2016	2017
Palmyra	2015	2016	2017
Ridgetown	2015	2016	2017
Talbotville	2015	2016	2017

Ontario Soybean And Canola Committee

TABLE 6.1 AGRONOMIC DATA AT LATE MATURITY GROUP 2 (3300-3500 HU) AREAS , RR TEST

Variety	Days to Mature	CLAY AVG Yield Index		MERLIN Yield Index		WOODSLEE Yield Index		LOAM AVG Yield Index		CHATHAM Yield Index		MALDEN Yield Index		Plant Height (cm)	Lodging 1=standing 5=flat
		1 year	2 year	2 year	3 year	2 year	3 year	1 year	2 year	2 year	3 year	2 year	3 year		
DS244N1	125	96	97	99	--	96	--	96	95	96	--	93	--	85	1.0
S25-L9	127	112	105	101	98	108	98	98	96	88	91	106	102	87	1.2
5A255RR2	128	103	103	101	102	104	100	101	101	101	104	101	99	88	1.2
P28T62R	128	100	100	106	--	96	--	106	107	110	--	103	--	89	1.1
DS268V1	129	90	93	96	--	91	--	93	99	103	--	95	--	92	1.3
P28T08R	129	99	100	104	101	97	97	105	103	102	104	105	100	87	1.1
93Y05	130	100	103	104	103	103	100	104	101	101	98	100	99	89	1.1
S32-L8	130	101	98	96	95	99	98	93	94	95	98	94	97	91	1.5
P33T72R	131	101	101	95	100	106	107	111	105	106	104	103	103	86	1.0
DTM (1yr)															
PRO 24X663N	120	100	--	--	--	--	--	96	--	--	--	--	--	--	--
PS 2555 XRN	120	98	--	--	--	--	--	97	--	--	--	--	--	--	--
CF3207Xt	120	95	--	--	--	--	--	103	--	--	--	--	--	--	--
CF3176Xt	120	106	--	--	--	--	--	96	--	--	--	--	--	--	--
Rx Velocity	121	101	--	--	--	--	--	92	--	--	--	--	--	--	--
DS250H1	121	99	--	--	--	--	--	94	--	--	--	--	--	--	--
PRO 26X662N	122	102	--	--	--	--	--	96	--	--	--	--	--	--	--
S25-B6X	123	92	--	--	--	--	--	107	--	--	--	--	--	--	--
S27-M8X	123	93	--	--	--	--	--	101	--	--	--	--	--	--	--
PS 2666 XRN	123	97	--	--	--	--	--	104	--	--	--	--	--	--	--
Explorer R2X	124	95	--	--	--	--	--	94	--	--	--	--	--	--	--
PS 3033 XRN	124	110	--	--	--	--	--	105	--	--	--	--	--	--	--
Executive R2X	124	106	--	--	--	--	--	94	--	--	--	--	--	--	--
CF3256Xt	124	109	--	--	--	--	--	100	--	--	--	--	--	--	--
RX Ballistic	125	103	--	--	--	--	--	103	--	--	--	--	--	--	--
Rx Aspire	125	97	--	--	--	--	--	99	--	--	--	--	--	--	--
PRO 26X76N	126	103	--	--	--	--	--	99	--	--	--	--	--	--	--
DKB26-61	126	97	--	--	--	--	--	95	--	--	--	--	--	--	--
DKB28-81	126	101	--	--	--	--	--	106	--	--	--	--	--	--	--
S29-K3X	127	100	--	--	--	--	--	97	--	--	--	--	--	--	--
P31A22X	127	99	--	--	--	--	--	107	--	--	--	--	--	--	--
DKB32-21	127	103	--	--	--	--	--	99	--	--	--	--	--	--	--
DKB33-54	128	97	--	--	--	--	--	106	--	--	--	--	--	--	--
S31-Y2X	128	96	--	--	--	--	--	99	--	--	--	--	--	--	--
(T/ha)		4.24	4.26	3.59	3.82	4.92	4.78	4.80	4.94	5.60	5.11	4.28	4.79		
(bu/ac)		62.8	63.1	53.3	56.7	72.9	70.9	71.1	73.3	83.1	75.8	63.5	71.0		

Testing Locations: Table 6.1			
Merlin	2015	2016	2017
Woodslee	2015	2016	2017
Chatham	2015	2016	2017
Malden	2015	2016	2017

Ontario Soybean And Canola Committee

TABLE 6.2 AGRONOMIC DATA AT LATE MATURITY GROUP 2 (3300-3500 HU) AREAS , CONVENTIONAL TEST

Variety	Days to Mature	CLAY AVG Yield Index		MERLIN Yield Index		WOODSLEE Yield Index		LOAM AVG Yield Index		CHATHAM Yield Index		MALDEN Yield Index		Plant Height (cm)	Lodging 1=standing 5=flat
		1 year	2 year	2 year	3 year	2 year	3 year	1 year	2 year	2 year	3 year	2 year	3 year		
OAC Ramsay	117	93	92	97	--	88	--	96	101	106	--	96	--	98	1.0
OAC Marvel	119	99	96	98	95	94	93	92	94	97	90	90	91	96	1.6
OAC Thamesville	119	106	108	109	105	106	102	100	104	103	98	106	103	91	1.0
SG 2311	121	102	95	93	94	96	94	93	99	97	96	101	101	88	1.1
AAC 26-15	122	96	94	91	94	96	93	99	95	97	95	93	92	96	1.7
Mersea	122	96	100	97	101	102	100	104	98	99	106	96	102	92	1.5
DF 155	124	111	111	114	111	108	110	105	110	109	112	112	111	92	1.6
AAC Malden	125	103	105	99	99	109	109	96	99	93	104	106	100	92	1.5
DTM (1yr)															
Candor	113	97	--	--	--	--	--	96	--	--	--	--	--	--	--
P31T02L	124	98	--	--	--	--	--	117	--	--	--	--	--	--	--
(T/ha)		3.81	3.87	3.29	3.59	4.45	4.25	4.03	4.54	5.01	4.82	4.08	4.31		
(bu/ac)		56.5	57.4	48.8	53.2	65.9	63.1	59.7	67.4	74.3	71.4	60.5	63.9		

Testing Locations: Table 6.2			
Merlin	2015	2016	2017
Woodslee	2015	2016	2017
Chatham	2015	2016	2017
Malden	2015	2016	2017

TABLE 7. RESISTANT VARIETY PERFORMANCE IN SCN INFESTED FIELDS

Round-up Ready Varieties*

Variety	Average of 6 Tests (2015-2017)		Average of 4 Tests (2016-2017)		Source of Resistance
	Days to Maturity	Yield Index (%)	Days to Maturity	Yield Index (%)	
P15T46R2	111	119	110	121	PI 88788
P15T83R	111	101	112	108	PI 88788
DS177P1	--	--	114	125	PI 88788
P19T39R2	--	--	115	127	PI 88788
P19T01R	116	121	116	127	PI 88788
PRO 3025R2C	117	136	117	140	PI 88788
DS215Y1	--	--	118	131	PI 88788
P22T69R	118	135	118	142	Peking
HS 19RYS14	118	136	119	141	PI 88788
P25T51R	119	129	120	134	PI 88788
P24T05R	120	122	120	128	PI 88788
DS244N1	--	--	121	138	PI 88788
5A255RR2	123	130	123	133	PI 88788
P28T62R	--	--	124	148	Peking
DS268V1	--	--	125	137	PI 88788
P28T08R	125	134	126	142	PI 88788
93Y05	128	129	129	136	PI 88788
P33T72R	129	135	130	144	PI 88788
** Susceptible Yield Index is:		100%	100%		
Susceptible Yield (RR):		3.16 T/ha 46.9 bu/ac	3.05 T/ha 45.3 bu/ac		

Conventional Varieties

Variety	Average of 6 Tests (2015-2017)		Average of 4 Tests (2016-2017)		Source of Resistance
	Days to Maturity	Yield Index (%)	Days to Maturity	Yield Index (%)	
Skyline	110	111	110	116	PI 88788
OAC Prosper	--	--	114	116	PI 88788
OAC Marvel	116	118	116	124	PI 88788
HS 21CS43	117	111	117	111	PI 88788
AAC 26-15	121	119	120	125	PI 88788
** Susceptible Yield Index is:		100%	100%		
Susceptible Yield (Conv):		3.08 T/ha 45.6 bu/ac	2.81 T/ha 41.7 bu/ac		

* Roundup Ready (RR) varieties, tested under a RR management system.

** Susceptible Yield Index is based on three high yielding susceptible varieties.

Test locations had moderate to high SCN infestations of 3,000 to 6,000 eggs/100g soil.

Interpretation of Tables & Results

Interpretation of Table 1

Notes: Varieties with resistance genes for races of the Phytophthora root rot organism in Ontario:

1a,1c,1k, 6: Resistance genes for Phytophthora root rot in Ontario which provide resistance to some races of the pathogen. Rps 1a does not provide protection to most races of the pathogen in Ontario

SCN: Resistant to some HG types of Soybean Cyst Nematode (SCN) in Ontario.

HP: Varieties with above average protein index. See Protein & Oil Index section below.

L-LA: L-LA is a designation used by seed sponsors to indicate a soybean variety that produces low linolenic acid in the seed

Herbicide Reaction

RR: Roundup Ready™ (Trademark of Monsanto Company)

RR2Y: Roundup Ready 2 Yield™ (Trademark of Monsanto Company)

LL: Liberty Link™ (Trademark of Bayer CropScience AG)

Varieties have not been evaluated for metribuzin tolerance by OSACC. For further information contact seed distributor. The following variety has been reported to OSACC as being Metribuzin Sensitive (**MS**): Astor.

Relative Maturity

Ranking of maturities has been initiated to provide producers with a rating system that is similar to the USA soybean industry standards. Rankings are not assigned by OSACC. See attached Relative Maturity map on the GoSoy.ca web site and last page.

Hilum Colour

Each soybean seed has a hilum which is the point where it was attached to the pod. Varieties differ in hilum colour and can be either Yellow (Y), Imperfect

Yellow (IY), Gray (GR), Buff (BF), Brown (BR), Black (BL), or Imperfect Black (IBL). Hilum colour may also be Light (L). Yellow hilum soybeans are usually the only type accepted for the export market. In certain years discolouration of the hilum of IY varieties can occur and as a result the soybeans may not be acceptable for export markets.

Seeds per Kilogram

This is an estimate of the relative number of seeds of a particular variety in a kilogram of seed based on a 1-2 years of data from all locations where a variety was tested. Since seed size can vary from year to year and from seed lot to seed lot these figures should be used as a rough guide only. The actual seed size reported on each seed lot should be used to calculate seeding rate.

Phytophthora Root Rot % Plant Loss

Based on three year average in a field heavily infested with Phytophthora. Not all races of Phytophthora root rot are found at these sites. The relative ranking of varieties for plant loss may differ in fields that have other races present.

Disease Testing Information

Phytophthora root rot testing is carried out on clay soils infested with common races of Phytophthora at Woodslee. White Mold variety ratings will be listed on the web at www.Gosoy.ca as they become available. SCN tests are done in collaboration with variety sponsors and the SCN Resistant Variety Development project. For further information, contact soyinfo@oopsgcc.org.

Protein & Oil Index

Protein Index (%) and Oil (%) are found on the web at www.Gosoy.ca.

Interpretation of Results (Tables 2 to 6)

Days from Planting to Maturity

Maturity is affected by planting date and the area where a variety is being grown. Varieties are rated as being mature when 95% of the pods on the plants are ripe. Normally, 3-10 additional drying days are needed before the crop is dry enough for combining. A 2-year average is shown.

Yield Index

Varieties can only be compared within each test area. Yield index of a variety indicates its performance as a percentage of the average yield of all varieties grown in a test area. Small index differences may not be meaningful. In Tables 2-4, the yield index for each location and for the average of all locations is based on 2-3 years of testing. In Tables 5-6, the Clay and Loam Averages are based on 3 years of testing. Yield index averaged over locations and years will be a more reliable indicator of yield potential than performance from one single location or single year.

Plant Height

An indicator of the amount of plant growth, it is measured at maturity as the length of the stem from the base of the plant at soil level to its tip. A 2-year average is shown.

Lodging

A visual estimate at maturity of the standability of the crop. A value of 1 is equivalent to a crop standing completely upright, while a 5 represents a crop entirely flat. Within a test area, varieties with lower values are less prone to lodging. A 2-year average is shown. Lodging may not be rated for all test sites in each maturity group.

Testing Methods

In each trial, varieties were replicated in a suitable experimental design and received equal fertility, weed control and management. All trials were planted and harvested by machine. Tests were separated into conventional herbicide and glyphosate herbicide treated plots. Prior to harvest, plant height and lodging scores were obtained. The grain harvested from each plot was weighed and the yield of soybeans was calculated in tonnes/hectare at 13% moisture.

Food Soybean Varieties (F)

The Conventional and Food soybean variety trials were combined for the first time in 2006. All conventional and food varieties were grown in the same test sites in all three years for which data is presented.

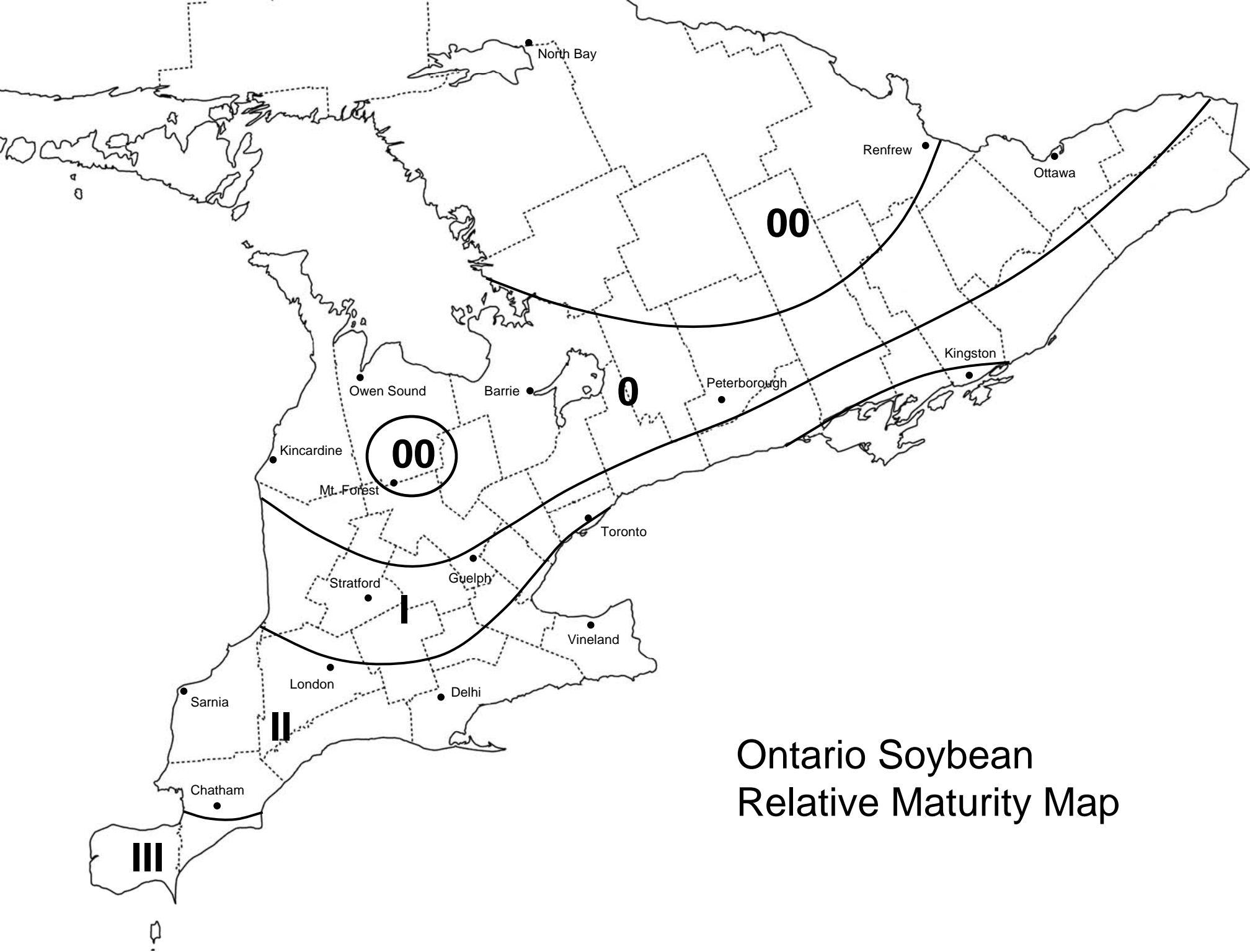
Test Locations and Soil Types - 2017 Trials

Location	Table	Relative Maturity	Soil Type	Row Width (cm)	Seeding Rate (plant/ac)	Co-operator	Trial Co-ordinator
New Liskeard	2a	00.5	clay	35	200,000	U of Guelph, New Liskeard	U of Guelph, New Liskeard
Dundalk	2b	00.9	loam	56	168,000	Leo Blydorp	ORDC, AAFC, Ottawa
Arthur	2b	0.2	clay loam	56	168,000	Doug Shaw	ORDC, AAFC, Ottawa
Elora	2b & 3	0.6	silt loam	35	200,000	OAC, U of Guelph	OAC, U of Guelph
Ottawa	3	0.6	clay loam	45	200,000	Research Centre, AAFC, Ottawa	ORDC, AAFC, Ottawa
Brussels	3	0.7	loam	56	168,000	Neil Mitchell	ORDC, AAFC, Ottawa
Lindsay	3	0.9	loam	56	168,000	Ed Bagshaw	ORDC, AAFC, Ottawa
Winchester	4	1	silt loam	Twin (48, 28)*	200,000	U of Guelph, Winchester	U of Guelph, Winchester
Woodstock	4	1.8	clay loam	35	200,000	Bob Hart	OAC, U of Guelph
Exeter	4	1.7	clay loam	38	200,000	Gordon Jones	Ridgetown Campus, U of Guelph
St. Marys	4	1.5	clay loam	35	200,000	Alex Gibson	OAC, U of Guelph
Talbotville	5	2.3	clay loam	48	168,000	Richard and John Andrews	Ridgetown Campus, U of Guelph
Palmyra	5	2.7	clay	43	200,000	Richard Wierenga	Ridgetown Campus, U of Guelph
Inwood	5	2.4	clay	43	200,000	Jeff Lassaline	Ridgetown Campus, U of Guelph
Ridgetown	5	2.8	clay loam	43	160,000	Ridgetown Campus, U of Guelph	Ridgetown Campus, U of Guelph
Chatham	6	2.9	clay loam	43	160,000	Wonnacott Farms Ltd.	Ridgetown Campus, U of Guelph
Merlin	6	3.1	clay	43	200,000	Grant Guy	Ridgetown Campus, U of Guelph
Woodslee	6	3.3	clay	46	200,000	Research Centre, AAFC, Harrow	HRDC, AAFC, Harrow
Malden	6	3.5	clay loam	46	185,000	Research Centre, AAFC, Harrow	HRDC, AAFC, Harrow

* Twin rows 48 (between twin rows) and 28 cm (within twin row) spacing.

Soybean Variety Distributors

Distributor	Address	Telephone	Fax	Internet
AGRIS Co-operative Ltd.	835 Park Ave. W., Chatham, ON, N7M 5J6	519-380-2384	519-354-7058	www.agris.coop
Alliance Agri-Turf	7386 9th Line, Thornton, ON, L0L 2N0	705-424-1410	705-424-3837	www.allianceagri-turf.com
Beechwood Agri Services	123 King St, Parkhill, ON, NOM 2K0	1-877-294-0474		www.beechwoodagri.com
Bramhill Seeds	5220 Hwy 23, RR #2, Palmerston, ON, NOG 2P0	519-343-3630	519-343-2037	carl@bramhillseeds.com www.bramhillseeds.com
Country Farm Seeds Ltd.	P.O. Box 790, 18814 Communication Road, Blenheim, ON, NOP 1A0	1-800-449-3990	519-676-9633	heather.coatsworth@countryfarmseeds.com www.countryfarmseeds.com
DEKALB	120 Research Lane, Unit 101, Guelph, ON, N1G 0B4	1-800-667-4944	519-823-9733	www.monsanto.ca/products/dekalb
Dow Seeds	5 Hyland Drive, Blenheim, ON, NOP 1A0	519-676-8146	519-676-6800	hloucas@dow.com
DuPont Pioneer	PO Box 730, 7398 Queen's Line, Chatham, ON, N7M 5L1	1-800-265-9435	519-380-2014	www.pioneer.com/Canada
Elite Seeds	Distributor: The Agromart Group, Thorndale, ON, NOM 2P0	450-799-2326		www.agromartgroup.com seedadmin@agromartgroup.com www.eliteseeds.ca
Hensall District Co-op Inc.	Box 219, 1 Davidson Drive, Hensall, ON, NOM 1X0	519-262-3002	519-262-3412	jbarclay@hdc.on.ca www.hdc.on.ca
Huron Commodities Inc.	75 Wellington St., P.O Box 1353, Clinton, ON, NOM 1L0	519-482-8400	519-482-8383	w.wheeler@huron.com www.huron.com
Maizex Seeds Inc.	4488 Mint Line, RR #2, Tilbury, ON, NOP 2L0	519-682-1720	519-682-2144	www.maizex.com
Northstar Genetics	Box 1682, Carman, MB, R0G 0J0	204-750-4000	204-745-9654	cdurand@northstargeneticsmb.com www.weknowbeans.com
Pedigrain	5175 Boul. Laurier Est, St Hyacinthe, QC, J2R 2B4	450-405-3537	450-799-3229	
PRIDE Seeds	PO Box 1088, Chatham, ON, N7M 5L6	1-800-265-5280	519-354-8155	www.prideseed.com
Prograin	145 Bas Riviere Nord, St-Cesaire, QC, J0L 1T0	450-469-5744	450-469-4547	www.semencesprograin.com
PROSeeds - Sevita International	11451 Cameron Rd, Inkerman, ON, K0E 1J0	613-989-3000	613-989-3838	www.sevita.com
SeCan	400-300 Terry Fox Drive, Kanata, ON, K2E 0E3	1-866-797-7874	613-592-9497	www.secan.com
SG Ceresco Inc	164 chemin Grande-Ligne, St-Urbain-Premier, QC, J0S 1Y0	450-427-3831	450-427-2067	www.sgceresco.com
Southwest Seeds Inc.	R.R. # 1, 19686 Scane Rd., Ridgetown, ON, NOP 2C0	519-674-0054	519-674-0388	
Syngenta Canada, Inc.	140 Research Lane, Guelph, ON, N1G 4Z3	1-888-366-4211	1-888-717-7122	www.nkcanada.com



Ontario Soybean
Relative Maturity Map